

WORLD AMERICAN, WHERE QUALITY MEETS VALUE



World American Quick Reference Catalog



Gleason® Sigma Gear Measurement Machine



Surface Roughness Tester



Alternator Tester w/Test Report



Quality Assurance

QUALITY OF PRODUCT is the most important ingredient in sustaining a successful business, At Midwest Truck & Auto Parts, Inc.® we take quality control very seriously. Our QC lab is staffed with dedicated engineers and quality control specialists.

We take your business seriously and stand behind all of our products.

Seven state-of-the-art testing machines insure that the quality of our products is unsurpassed.

- * Gleason® Sigma Gear Measurement Machine
- * Surface Roughness Tester
- * Mitutoyo USA® Hardness Tester
- * Mitutoyo USA® Horizontal Optical Comparator
- * Brake Valve and Chamber Tester
- * Starter Tester (w/ Load Test & Test Report)
- * Alternator Tester (w/ Test Report)

THE HIGHEST STANDARDS are applied when engineering and manufacturing our products. From machining and finishing to heat treatment, we demand the best.

- * Outside independent audit from a major OEM
- * OE approved and quality certified factories
- * Differential components are thoroughly examined for acceptable tolerances, fitment & strength
- * Thorough tolerance and accuracy inspection of transmission and transfer case components, rebuild kits and bearing kits.

Mitutoyo USA® Hardness Tester



Mitutoyo USA® Horizontal Optical Comparator



WHERE QUALITY MEETS VALUE

WorldAmerican.com



QUICK REFERENCE CATALOG

TABLE OF CONTENTS

AIR DRYERS	2
AIR SPRINGS	2
AIR VALVES	3
BRAKE HARDWARE KITS	4
CAMSHAFTS	5
CAMSHAFT KITS	6
CLEVIS	6
CLUTCHES	7
CLUTCH ASSOCIATED PARTS	7
CONTROL TOWER	8
DISPLAYS	9
DUMP PUMPS	10
ELECTRICAL	10
GEAR PUMPS	11
GLAD HANDS	11
HUB CAPS	13
KING PIN KITS	13
PTOS	14
PTO ACCESSORIES	14
SAFETY PRODUCTS	15
SHOCK ABSORBERS	16
SLACK ADJUSTERS	17
SPRING BRAKES	18
SUSPENSION	18
TIE ROD ENDS	22
TRAILER RELATED COMPONENTS	22
U-JOINTS	23
WATER PUMPS	23
WHEEL ATTACHING COMPONENTS	24
LIGHT DUTY	26

NO RE-MANUFACTURED PARTS ALL PRODUCTS ARE NEW - NO CORE CHARGES

PARTS LISTED IN THIS CATALOG ARE NOT NECESSARILY MANUFACTURED BY THE ORIGINAL EQUIPMENT MANUFACTURER AND ANY REFERENCE TO THE TRADEMARKS OR PART NUMBERS OF OTHERS ARE FOR CROSS REFERENCE INFORMATIONAL PURPOSES ONLY. THE PHOTOS PROVIDED HEREIN ARE PROVIDED ONLY FOR ILLUSTRATIVE PURPOSES. THE ACTUAL PRODUCTS SUPPLIED MAY DIFFER. THE TRADEMARKS OF OTHERS REFERRED TO HEREIN ARE OWNED BY THEIR RESPECTIVE COMPANIES AND ARE NOT AFFILIATED IN ANY WAY WITH MIDWEST TRUCK & AUTO PARTS, INC.®. WORLD AMERICAN®, MOTIVE GEAR®, MOTIVE GEAR PERFORMANCE®, RICHMOND GEAR™ and EXCel™ ARE REGISTERED TRADEMARKS OF MIDWEST TRUCK & AUTO PARTS, INC.® USE OF THE ® IN CONNECTION WITH A MARK OF MIDWEST TRUCK & AUTO PARTS, INC.® INDICATES THAT THE MARK IS REGISTERED IN AT LEAST THE UNITED STATES. NO REPRESENTATION IS MADE WITH RESPECT TO THE SOURCE OF MANUFACTURE OF ANY PARTICULAR PART. WHILE EVERY EFFORT IS MADE TO PROVIDE ACCURATE INFORMATION, NO GUARANTEE IS PROVIDED AS TO THE ACCURACY OF THE INFORMATION CONTAINED HEREIN. WE ARE NOT RESPONSIBLE FOR TYPOGRAPHICAL ERRORS. ©MIDWEST TRUCK & AUTO PARTS, INC.® ALL RIGHTS RESERVED.

AIR DRYERS

	WORLD AMERICAN® PART #	DESCRIPTION	REPLACES
	WA107794	AD9 STYLE CARTRIDGE	107794
	WA109994	WABCO® STYLE CARTRIDGE	R109994 S11611
	WA65612	AIR DRYER, 12V, INTEGRAL PURGE	65612 109477X 802744
	WAP22-007	COMPLETE AIR DRYER - NEW - NO CORE	65225 109685
	WAR955205	WABCO® STYLE AIR DRYER	432413 800887 R955205

AIR SPRINGS

	WORLD AMERICAN® PART #	DESCRIPTION	REPLACES
	WA01-8050C	HENRICKSON TRAILER AIR SPRING	B4771 1R14-039 S4771
	WA01-8091C	HENRICKSON TRAILER AIR SPRING	S-20901 S-21784 1R14-171
	WA01-8709C	HENRICKSON TRAILER AIR SPRING	S-21800 1R13-124 1R13-159
	WA01-8713C	HENRICKSON TRAILER AIR SPRING	S-22984 1R13-176
	WA01-9069C	PETERBILT AIR SPRING	03-02456 03-04759 03-01649 03-06746 03-07112 03-02038 1R12-069

CONTINUED>

AIR SPRINGS

(CONTINUED)



WORLD AMERICAN® PART #	DESCRIPTION	REPLACES
WA01-9270C	HENDRICKSON AIR SPRING	S20010 1R13-119
WA01-9422C	KENWORTH AIR SPRING	K303-6 K303-14 K303-15 1R11-028
WA01-9622C	KENWORTH AIR SPRING	K303-22 1R11-221
WA01-9780C	FREIGHTLINER AIR SPRING	16-13810-000
WA01-9781C	FREIGHTLINER AIR SPRING	681-320-0017

AIR VALVES



WORLD AMERICAN® PART #	DESCRIPTION	REPLACES
WA102626	R12 RELAY VALVE	102626 12345
WA229813	QR1 TYPE VALVE	102044 229813 KN32005
WA281865	RE6 RELAY VALVE	2811865 KN30300
WA289714	QR-1C VALVE	104576 289714
WA65157	MV3 DASH CONTROL	65157 800516

CONTINUED>

AIR VALVES

(CONTINUED)

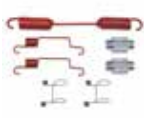


WORLD AMERICAN® PART #	DESCRIPTION	REPLACES
WA800405	PURGE VALVE	800405 109569 107896
WAKN27000	LEVELING VALVE	KN27000 E-4350
WAKN28500	RG2 RELAY VALVE	KN28500 30067
WA275491	D2 VALVE	275491 908160
WA229859	QR-1 QUICK RELEASE VALVE	229859 101968 745X229859
WA103010	R14 RELAY VALVE	103010 20QE460



BRAKE HARDWARE KITS

WORLD AMERICAN® PART #	DESCRIPTION	REPLACES
WA2769SHD	MERITOR® 16 1/2" Q	M-K72 08-1088 QK-1HD R508001 KIT8000
WAE10244	EATON® 16 1/2" ESII	M-K105 08-1149 ES-2 314147
WAE3895	MERITOR® 16 1/2"	M-K39A 08-108842 KIT8029
WA1887ASHD	EATON® 16 1/2"	M-K10 08-1042 1887ASHD



CONTINUED>

BRAKE HARDWARE KITS

(CONTINUED)



WORLD AMERICAN® PART #	DESCRIPTION	REPLACES
WAKIT4HD	MERITOR® 16 1/2"	M-K42 08-100160 KIT4S R507008
WAE5139	EATON® 15" X 4"	M-K77 08-1113 EF-1 1008306
WAE5481A	EATON® 16 1/2" ES	M-K84 08-1148 ES-2 808330

CAMSHAFTS



WORLD AMERICAN® PART #	NOTES	REPLACES
WA05-5006	LENGTH: 23 7/16" HEAD: 1 3/8" RH/LH: RH USE WA CAM KIT: WA08-5009	2210-W-3117 E-1094
WA05-5007	LENGTH: 23 7/16" HEAD: 1 3/8" RH/LH: LH USE WA CAM KIT: WA08-5009	2210-X-3118 E-1095
WA05-5008	LENGTH: 17 1/4" HEAD: 1 3/8" RH/LH: RH USE WA CAM KIT: WA08-5007	2210-L-4328 E-2442A
WA05-5009	LENGTH: 17 1/4" HEAD: 1 3/8" RH/LH: LH USE WA CAM KIT: WA08-5007	2210-M-4329 E-2441A
WA05-5012	LENGTH: 24 1/16" HEAD: 1 3/8" RH/LH: RH USE WA CAM KIT: WA08-5007	2210-N-4330 E-2446A
WA05-5013	LENGTH: 24 1/16" HEAD: 1 3/8" RH/LH: LH USE WA CAM KIT: WA08-5007	2210-P-4332 E-2445A

CAMSHAFT KITS



WORLD AMERICAN®
PART #

DESCRIPTION

REPLACES

WA08-5001

LATE TRAILER AXLES, AXLES WITH FABRICATED SPIDERS
16 1/2" DIAMETER

M-K88
08-130611
B8773M



WA08-5002

BEARING CAM KIT FOR FABRICATED SPIDERS KIT 8289

M-K90
E-5515
B8788



WA08-5003

16 1/2" TRAILER BRAKE

M-K101
08-132110
B8787
K348



WA08-5005

12 1/4" - 16 1/2" PRO PAR® AXLES

M-K20
08-1331
B8649
AXA0420-900



WA08-5006

12 1/4" - 16 1/2" LATE 4000-6000 TRAILER AXLES

M-K61
08-130601
B8683
KIT8084



WA08-5008

16 1/2" "Q" BRAKE

M-K81
08-1318
B8707
KIT8042



WA08-5010

16 1/2" INTRAAX® HXS

S-23974
R615024
E-11450



WA08-5011

16 1/2" BRAKE INTRAAX®

S-28890
R615025
E-11897

CLEVIS

WORLD AMERICAN®
PART #

DESCRIPTION

REPLACES



WAAS3000

THD DIA 5/8"-18, CLEVIS PIN DIA 1/2", PIN DIA 1/4", STRAIGHT ARM

HCA-30



WA07-6000

THD DIA 5/8"-18, CLEVIS PIN DIA 1/2", PIN DIA 1/4", OFFSET ARM

MACK CQ36572
E-9134



WA07-7052

THD DIA 5/8"-18, CLEVIS PIN DIA 1/2", PIN DIA 1/4", STRAIGHT ARM

MACK CQ36543
E-9133

CLUTCHES



WORLD AMERICAN® PART #	DESCRIPTION	REPLACES
WAS108925-82B	EZ TOUCH 15.5" X 2" CERAMIC 7 SPRING	108925-82
WAS108391-74W	EZ TOUCH 15.5" X 2" CERAMIC 10 SPRING	108391-74
WAS108935-15	EZ TOUCH 15.5" X 2" CERAMIC 7 SPRING	108935-15 108935-25
WA108050-59BW	EZ TOUCH 14" X 2" CERAMIC 8 SPRING	108050-59
WA108391-81BW	EZ TOUCH 15.5" X 2" CERAMIC 8 SPRING	108391-81
WA108935-61W	EZ TOUCH 15.5" X 2" CERAMIC 9 SPRING	108935-61 108935-51

CLUTCH ASSOCIATED PARTS



WORLD AMERICAN® PART #	DESCRIPTION	REPLACES
127740X	CLUTCH BRAKE 1 3/4" SINGLE	127740
127175	CLUTCH BRAKE 1 3/4" HINGED	127175
127760X	CLUTCH BRAKE 2" SINGLE	127760
127200	CLUTCH BRAKE 2", 2 PIECE	127200

CONTINUED>

CLUTCH ASSOCIATED PARTS

(CONTINUED)

CONTROL TOWER • CLUTCH ASSOCIATED PARTS



WORLD AMERICAN® PART #	DESCRIPTION	REPLACES
SCB200	CLUTCH BRAKE 2", 2 PIECE HINGED	SCB200
106C1498R	CLUTCH RELEASE SHAFT LENGTH: 6"	106C1498R
106C1047R	CLUTCH RELEASE SHAFT LENGTH: 9 1/2"	106C1047R
274C6	DRIVE PIN 14" & 15 1/2"	274C6
128C20	BUSHING FOR CLUTCH RELEASE SHAFT	128C20
105C137	YOKE CLUTCH RELEASE	105C137
K2468	CLUTCH INSTALL KIT	K2468
K3600	CLUTCH INSTALL KIT FRO-10 SPEED SERIES	K3600
12815	BUSHING FOR CLUTCH RELEASE SHAFT	12815

CONTROL TOWER



WORLD AMERICAN® PART #	DESCRIPTION	REPLACES
WA600221	8" CONTROL TOWER	600221

DISPLAYS

WORLD AMERICAN® PART #	DESCRIPTION
	<p>SMALL PARTS DISPLAY RACK DURABLE ALL METAL CONSTRUCTION SILK SCREENED MIDWEST TRUCK LOGO 8 TRAYS, 48 ADJUSTABLE COMPARTMENTS HEIGHT: 54" WIDTH: 26" SHIPPING WEIGHT: 52 LBS</p>
	<p>HEAVY DUTY GASKET POSTER</p>
	<p>HEAVY DUTY AXLE NUT & WASHER DISPLAY BOARD</p>
	<p>HEAVY DUTY SOCKET DISPLAY (BOARD AND HOOKS ONLY)</p>
	<p>BOARD, HOOKS & COMPLETE SET OF SOCKETS: 1 - WA13-1901, 1 - WA13-1902, 1 - WA13-1903 1 - WA13-1904, 1 - WA13-1905, 1 - WA13-1906 1 - WA13-1907, 1 - WA13-1908, 1 - WA13-1909 1 - WA13-1910, 1 - WA13-1912, 1 - WA13-1913 1 - WA13-1914, 1 - WA13-1915, 1 - WA13-1916 1 - WA13-1917, 1 - WA13-1918, 1 - WA13-1919</p>
	<p>BOARD, HOOKS AND INCLUDES THE 10 MOST POPULAR SOCKETS: 1 - WA13-1902, 1 - WA13-1904, 1 - WA13-1906 1 - WA13-1909, 1 - WA13-1910, 1 - WA13-1913 1 - WA13-1914, 1 - WA13-1915, 1 - WA13-1917 1 - WA13-1919</p>

DUMP PUMPS



WORLD AMERICAN® PART #	DESCRIPTION	REPLACES	
WAP102-25LAS	C SERIES DUMP PUMP LEFT HAND AIR SHIFT	C102D-25-1ASK 314-9325-227 E2XA1-27-01-BPRL	EH2XA1-27-01-BPRL C102D-2.5-1AS DMD-25-X-L-AS-25-EB
WAP102-25L	C SERIES DUMP PUMP LEFT HAND MANUAL SHIFT	C102D-25- 1 314-9325-234 E2XL1-27-01-BPRL	EH2XL1-27-01-BPRL C102D-2.5-1AS DMD-25-X-L-MS-25-EB

ELECTRICAL



WORLD AMERICAN® PART #	DESCRIPTION	REPLACES
WA22-4621	HD CORD 3/12 GA, 1/10 GA	22-4621 45015
WA24-4621	LD CORD 6/14 GA, 1/12 GA	24-4621 47A15
WA30-4621	GREEN ABS 4/12GA, 2/10 GA 1/8 GA 4 DELTA 015	30-4621 4D015
WA15-600	6 WAY ELECTRICAL SOCKET	15-600 BE23602
WA15-630	6 WAY ELECTRICAL PLUG W/SPRING	15-630 BE23604
WA15-720	7 WAY ELECTRICAL SOCKET	15-720 38497
WA15-730	7 WAY ELECTRICAL PLUG W/SPRING	15-7630 12092
WA15-740	7 WAY WEATHER GUARD COVER	15-740 11178

GEAR PUMPS



WORLD AMERICAN® PART #	DESCRIPTION	REPLACES
WAK20B17ANX	20 SERIES PUMP, 17GPM, DIRECT MOUNT	308-9110-266 PK1-17-02-BPBB M2100A89MDXK20-14
WAL51B-19ANX	51 SERIES PUMP, 19GPM, DIRECT MOUNT	313-9610-665 PL1-19-02-BPBB M5151A824AAXK-17-54
WAL51B-23ANX	51 SERIES PUMP, 23GPM, DIRECT MOUNT	313-9610-663 PL1-23-02-BPBB M5151A824AAXK20-54
WAL51B-25ANX	51 SERIES PUMP, 25GPM, DIRECT MOUNT	313-9610-659 PL1-25-02-BPBB M5151A824AAXQ22-54
WAL51B-27ANX	51 SERIES PUMP, 27GPM, DIRECT MOUNT	313-9610-658 PL1-27-02-BPBB M5151A824NMZQ25-54

GLAD HANDS



WORLD AMERICAN® PART #	DESCRIPTION	REPLACES
WA11450	UNIVERSAL - SILVER	12-010 441017
WA11451	EMERGENCY - RED	12-008 441016
WA11452	SERVICE - BLUE	12-006 441015
WA12-136	TRAILER MOUNT (BLUE) 3/8" PIPE PORT	9217
WA12-138	TRAILER MOUNT (RED) 3/8" PIPE PORT	9216

CONTINUED>

GLAD HANDS

(CONTINUED)

GLAD HANDS



WORLD AMERICAN®
PART #

DESCRIPTION

REPLACES

WA14-5047

GLAD HAND LOCK

44752
59001
035150
703



WA10024

PROTECT O-LIP STYLE
STANDARD PACK: 25

441736



WA10028

DOUBLE LIP SEAL STYLE
STANDARD PACK: 25

441714



WA01-5046

GLADHAND HANDLES

44751
10116



WA451036N

RED/BLE COILED AIR HOSE ASSEMBLY
15' LENGTH - 12" LEAD

11-315



WA451039N

RED/BLE COILED AIR HOSE ASSEMBLY
15' LENGTH - 40" LEAD

11-340



WA12-5146

POGO STICK - GOLD

451059
9400E2



WA12-5147

POGO STICK - CHROME

451057
9400G-2



WA12-5148




POGO STICK - BLACK

IMXG5372





WORLD AMERICAN

WHERE QUALITY MEETS VALUE
www.WorldAmerican.com

HUB CAPS

	WORLD AMERICAN® PART #	DESCRIPTION	REPLACES
	WA340-4975	FRUEHAUF® LEXAN CENTER FILL TYPE THREAD: 6 1/4" - 8	ACC-7538-900 E-04075
	WA343-009	ALUMINUM WITH GASKET BOLT CIRCLE: 5 1/2" BOLT SIZE: 5/16" INSIDE DEPTH: 1 15/16" O.D.: 6 1/4" I.D.: 4 3/8"	3434009
	WA14-5024	METAL GASKET BOLT CIRCLE: 5 1/2" BOLT HOLES: 6 HOLE SIZE: 5/16" O.D.: 6 1/8" I.D.: 4 1/2" HEIGHT: 2 1/8"	M-767 11-0660 M10HK129 A-170074

KING PIN KITS

	WORLD AMERICAN® PART #	DESCRIPTION	REPLACES
 TYPE 1 KINGPIN 1 KEYWAY	WAK472A	TYPE: 1 KEYWAY LENGTH: 6.438" DIAMETER: .936"	KB472A E-4437B 300-136 FAK4457
 TYPE 2 KINGPIN 2 KEYWAYS	WAK602	TYPE: 2 KEYWAYS LENGTH: 9.870" DIAMETER: 1.921"	KB849 E-9941B 300-276 FAK4601
 TYPE 3 KINGPIN 1 KEYWAY 2 OIL GROOVES	WAK470	TYPE: 3 KEYWAYS LENGTH: 7.672" DIAMETER: 1.128"	KB470 300-134 B7T3111A
 TYPE 4 "TAPERED" KINGPIN TAPER	WAK463	TYPE: TAPERED LENGTH: 8.750" DIAMETER: 1.434"-1.186"	KB463 E-4435B 300-128 2321013

PTOs



WORLD AMERICAN® PART #	DESCRIPTION	REPLACES
WA20-08-7000	AIR SHIFT, 8 BOLT PTO, 3 RATIO DIRECT MOUNT WITHOUT CONTROL	489XFAHX-V3XK TG8SU6806P1KX 2000XBN011RA
WA20-08-7001	AIR SHIFT, 8 BOLT PTO, 4 RATIO DIRECT MOUNT WITHOUT CONTROL	489XLAHX-V3XK TG8SU6807P1KX 2000XCN011RA
WA20-08-7005	AIR SHIFT, 8 BOLT PTO, 5 RATIO DIRECT MOUNT WITHOUT CONTROL	489XQAHX-V3XK TG8SU6809P1KX 2000XEN011RA
WA20-08-7008	AIR SHIFT, 8 BOLT PTO, 3 RATIO DIRECT MOUNT WITH CONTROL	489XFAHX-A3XK TG8SU6806A1KX 2000XBA011RA
WA20-08-7015	AIR SHIFT, 8 BOLT PTO, 4 RATIO DIRECT MOUNT WITH CONTROL	489XLAHX-A3XK TG8SU6807A1KX 2000XCA011RA
WA20-08-7017	AIR SHIFT, 8 BOLT PTO, 5 RATIO DIRECT MOUNT WITH CONTROL	489XQAHX-A3XK TG8SU6809A1KX 2000XEA011RA

PTO ACCESSORIES





WORLD AMERICAN® PART #	DESCRIPTION	REPLACES
WA101X	AIR CONTROL VALVE	1450-32838865X
WA201X	AIR CONTROL VALVE	1450-32838879X
WAA4000	TANK, 50 GALLON UPRIGHT	A4000
WAA4500	TANK, 50 GALLON SADDLE	A4500









CONTINUED>

PTO ACCESSORIES

CONTINUED

	WORLD AMERICAN® PART #	DESCRIPTION	REPLACES
	WAK12-12-2L	WET LINE KIT 2 LINE HYDRAULIC HOSE KIT	K12-12-2L
	WAK20-24-3L	WET LINE KIT 3 LINE HYDRAULIC HOSE KIT	K20-24-3L

SAFETY PRODUCTS

	WORLD AMERICAN® PART #	DESCRIPTION	REPLACES
	WA-REFLECTOR	3 PIECE TRIANGLE REFLECTOR KIT W/CASE	IMX1005 1005
	WA14-5020	DOCUMENT HOLDER	158
	WA14-5019	ALUMINUM MANIFEST BOX 13" X 8" 1 1/2"	M-1496 11-095 44609
	WA14-0009	RUBBER TARP STRAP STRAP LENGTH: 9" OVERALL LENGTH: 14"	M-3066 11-0185 30111
	WA14-0015	RUBBER TARP STRAP STRAP LENGTH: 15" OVERALL LENGTH: 20"	M-3067 11-0186 30122
	WA14-0021	RUBBER TARP STRAP STRAP LENGTH: 21" OVERALL LENGTH: 25"	M-3068 GD-21 30113
	WA14-0031	RUBBER TARP STRAP STRAP LENGTH: 31" OVERALL LENGTH: 36"	M-3069 11-0188 GD-31 30114
	WA14-0041	RUBBER TARP STRAP STRAP LENGTH: 41" OVERALL LENGTH: 46"	M-3065 GD41 30115

CONTINUED>

SAFETY PRODUCTS

(CONTINUED)



WORLD AMERICAN® PART #	DESCRIPTION	REPLACES
WA14-5025	WHEEL CHOCK, 8" D X 10" L X 6" H WITH ZINC PLATED EYE BOLT	GT-2047
WA14-5026	WHEEL CHOCK, 8" D X 9 1/2" L X 5 3/4" H WITH ZINC PLATED EYE BOLT	GT-2048
WA15-5051	TRAILER KING PIN LOCK - USE WITH ALL STANDARD TRAILER KING PINS SUPPLIED WITH 2 KEYS	M-770 11-0198 E-702

SHOCK ABSORBERS







WORLD AMERICAN® PART #	DESCRIPTION	REPLACES
WA01-83009	SHOCK ABSORBER	83009
WA01-85000	SHOCK ABSORBER	85000
WA01-85001	SHOCK ABSORBER	85001
WA01-85724	SHOCK ABSORBER	85724
WA01-85918	SHOCK ABSORBER	85918
WA01-85931	SHOCK ABSORBER	85931

SLACK ADJUSTERS



WORLD AMERICAN® PART #	DESCRIPTION	REPLACES
WAKN44041	MANUAL STRAIGHT ARM 1.60", 37 SPLINE 6" DRILLING 5 RIVET, HEAVY DUTY	E-1574HD R82407 383411
WAKN44051	MANUAL STRAIGHT ARM 1 1/2", 28 SPLINE 5"-6" DRILLING 5 RIVET, HEAVY DUTY	E-2458 286965
WA65170	AUTOMATIC BENDIX® STYLE 1-1/2", 10 SPLINE 5-1/2" DRILLING	65170 AS1032
WA65175	AUTOMATIC BENDIX® STYLE 1-1/2", 28 SPLINE 6" DRILLING	65175 AS1041
WAR801041	AUTOMATIC MERITOR® STYLE 1-1/2", 10 SPLINE 5-1/2" DRILLING	R801041
WAR801074	AUTOMATIC MERITOR® STYLE 1-1/2", 28 SPLINE 6" DRILLING	R801074
WA10140	AUTOMATIC HALDEX® STYLE 1-1/2", 28 SPLINE 5" & 6" DRILLING 34 DEGREE CASTING ANGLE	400-10140
WA10141	AUTOMATIC HALDEX® STYLE 1-1/2", 28 SPLINE 5-1/2" & 6-1/2" DRILLING 34 DEGREE CASTING ANGLE	400-10141
WA10211	AUTOMATIC HALDEX® STYLE 1 1/2", 28 SPLINE 5-1/2" DRILLING 0 DEGREE CASTING ANGLE	400-10211
WA10212	AUTOMATIC HALDEX® STYLE 1-1/2", 28 SPLINE 6" DRILLING 0 DEGREE CASTING ANGLE	400-10212
WAAS1132	AUTOMATIC GUNITE® STYLE 1-1/2", 10 SPLINE 5-1/2" DRILLING	CB21102 R801041 65170
WAAS1140	AUTOMATIC GUNITE® STYLE 1-1/2", 28 SPLINE 5-1/2" DRILLING	CB1140 R801073 65174

SPRING BRAKE

	WORLD AMERICAN® PART #	DESCRIPTION	REPLACES
	WA3030T	30/30 COMBO SEALED W/CLEVIS	GC3030 RBPBTS-3030
	WA3030TL	30/30 COMBO SEALED LONG STROKE W/CLEVIS	RBPBTS-3030LS
	WA20SC	TYPE 20 SERVICE CHAMBER W/CLEVIS	RBPBTSC20
	WA30SC	TYPE 30 SERVICE CHAMBER W/CLEVIS	RBPBTSE30

SUSPENSION

	WORLD AMERICAN® PART #	DESCRIPTION	REPLACES
	WA12-5153	BINKLEY®: SP900 W/5" ROUND AXLE EQUALIZER W/BUSHING	SPO131 E-9305
	WA12-5154	BINKLEY®: SP900 W/5" ROUND AXLE FRONT HANGER	SPO100 E-9302
	WA12-5155	BINKLEY®: SP900 W/5" ROUND AXLE CENTER HANGER	SPO110 E-9303
	WA12-5156	BINKLEY®: SP900 W/5" ROUND AXLE REAR HANGER	SPO120 E-9304
	WA12-5105	DANA®: HANGER 55 SERIES (INCLUDES BUSHING)	B-55536 E-3012
	WA12-5106	DANA®: ADJUSTABLE TORQUE ARM (62-68 SERIES) ADJUSTABLE LENGTH 14" - 18 1/2"	M-109201 E-2512

CONTINUED>

SUSPENSION

CONTINUED

	WORLD AMERICAN® PART #	DESCRIPTION	REPLACES
	WA12-5110	DANA®: TORQUE ARM BUSHING ASSEMBLY USE WITH WA12-5106, WA12-5107	L-4032 E-1983
	WA12-5136	FREIGHTLINER®: SPRING EYE BUSHING, FAS II AIR-LINER	1616412001 1618035000 MR782 RB262 6813250250
	WAKN20541	FREIGHTLINER®: CONTROL VALVE, ALL PORTS 1/4" NPT INCLUDES KNOB AND HANDLE	N30103BN V1092950 KN20541 20QE3218M
	WA12-5023	FRUEHAUF®: CAST EQUALIZER, LATE F2	UCE-007936-001 UCF-001463-901 UCF-6963-01
	WA12-5035	FRUEHAUF®: BUSHING ASSEMBLY ("F" SUSPENSION) USE WITH WA12-5022, WA12-5023	E-1024 UXA-0004900
	WA12-5038	FRUEHAUF®: USE WITH WA12-5036, WA12-5037 RADIUS ROD BUSHING ASSEMBLY "F" SUSPENSION	E-1023 UXA-00011900
	WA12-5005	HENDRICKSON®: O.D.: 2 17/32" CENTER TO CENTER: 4 3/8" STRADDLE MOUNT CARTRIDGE 340 SERIES	44694 E-2225
	WA04-5029	HENDRICKSON®: BEAM END BUSHING (340 SERIES) INNER: 2 1/2" O.D.: 4 3/8" LENGTH: 5 1/4"	6969 E-1340
	WA04-5038	HENDRICKSON® EQUALIZER, BRONZE CENTER BUSHING KIT 380 SERIES	30437 E-1546
	WA12-5017	HUTCHENS® EQUALIZER ASSEMBLY FABRICATED STEEL H7600, H7700	750-03 E-2781A
	WA12-5026	HUTCHENS® BOLT KIT FOR EQUALIZER H7600, H7700	E-3414
	WA12-5061	HUTCHENS® ALIGNMENT ADJUSTMENT PLATE (H-900) WIDTH: 5" LENGTH: 12"	10608-00 E-5228












SUSPENSION

CONTINUED>

SUSPENSION

(CONTINUED)

SUSPENSION

WORLD AMERICAN® PART #	DESCRIPTION	REPLACES
 WAB65-1001	KENWORTH® SPRING PIN BUSHING	B65-1001 RB-249
 WAB65-1006	KENWORTH® SPRING PIN BUSHING	B65-1006 RB-295
 WAB65-1012	KENWORTH® SPRING PIN BUSHING	B65-1012 RB-300
 WAB65-1013	KENWORTH® SPRING PIN BUSHING	B65-1013 RB-324
 WA12-5012	MACK® UPPER INSULATOR PAD (SWS56, SWS57) WIDTH: 4 1/2" LENGTH: 6" HEIGHT: 2 1/2" PIN DIA: 1 3/4	10QK365A E-2917
 WA12-5043	MACK® INSULATOR SPACER BLOCK (SC, SS, ST, SW SERIES)	13QK246 E-3689
 WA12-5024	NEWAY® REPAIR PAD (TS SERIES) USE WITH SPRING SEAT 5" ROUND OR 5" SQUARE AXLE	91001049 E-2965
 WA04-5050	NEWAY® TRUNNION BUSHING (TS SERIES) I.D.: 3 1/2" O.D.: 4 1/2" LENGTH: 5 3/4"	90008011 AR-2044 E-2935
 WA04-5055	NEWAY® BUSHING (ART-500B, AR SERIES) I.D.: 1 1/8" O.D.: 3 1/2" LENGTH: 5 1/4"	90008139 E-4382A
 WA04-5124	PETERBILT® AIRLEAF BUSHING KIT - RUBBER	03AL1-RUBBER 334-460
 WA04-5125	PETERBILT® AIRLEAF BUSHING KIT - POLY	03AL1-POLY 334-460U

CONTINUED>

SUSPENSION

(CONTINUED)

	WORLD AMERICAN® PART #	DESCRIPTION	REPLACES
	WA04-5126	PETERBILT® AIRLEAF BUSHING KIT - RUBBER	03AL2-RUBBER 334-814
	WA04-5127	PETERBILT® AIRLEAF BUSHING KIT - POLY	03AL2-POLY 334-814U
	WA12-5000	REYCO® EQUALIZER (21B, 22B SERIES)	T-5427 E-2846
	WA12-5110	REYCO® TORQUE ARM BUSHING ASSY. (102 SERIES) AXLE SEAT END	TK7424 E-1984
	WA07-7151	REYCO® SPRING ROLLER ASSY. (USE W/ALL MODELS) STANDARD PACK: 4	T5544 74200 TK19011 E-1975
	WA12-5100	TRAILMOBILE® ADJUSTABLE TORQUE ARM 14 1/4" - 19 1/2"	3-A11-65A
	WA12-5208	TRAILMOBILE® RIGID TORQUE ARM 17" CENTER TO CENTER FAB WITH 3 1/2" WIDE SPRINGS	3-A11-64
	WA07-5060	TRAILMOBILE® TORQUE ARM BUSHING KIT USE WITH WA12-5108, WA12-5208	700-7-149
	WA12-5002	TRANSPRO® EQUALIZER (HEAVY WEIGHT MODEL)	0058-00 0650-00 0758-00
	WA12-5003	TRANSPRO® ADJUSTABLE TORQUE ARM LENGTH: 18 1/2" - 21 3/8" HEAVYWEIGHT, SUPER HEAVYWEIGHT	0030-20 1035-20
	WA12-5019	TRANSPRO® TOP PLATE (H7600, H7700T) WIDTH: 3" LENGTH: 7 1/2" STANDARD & NO HOP AXLES	7029-00 E2907-A

TIE ROD ENDS



WORLD AMERICAN®
PART #

NOTES

REPLACES

MW187L

SMALL TAPER: .967"
LARGE TAPER: 1.102"
STUD THREAD SIZE: 1 1/8", 12LH
LENGTH: 4.88"

E-4610
ES187L



MW187R

SMALL TAPER: .967"
LARGE TAPER: 1.102"
STUD THREAD SIZE: 1 1/8", 12RH
LENGTH: 4.88"

E-4611
ES187R



MW423L

SMALL TAPER: .967"
LARGE TAPER: 1.102"
STUD THREAD SIZE: 1 1/8", 12LH
LENGTH: 5.44"

E-4614
ES423L



MW423R

SMALL TAPER: .967"
LARGE TAPER: 1.102"
STUD THREAD SIZE: 1 1/8", 12RH
LENGTH: 5.44"

E-4615
ES423R

TRAILER RELATED COMPONENTS



WORLD AMERICAN®
PART #

DESCRIPTION

REPLACES

WA14-5011

VERTICAL FOLD CRANK HANDLE
LENGTH: 15.88"

M-756
11-0100
SXA0250



WA14-5014

HORIZONTAL FOLD CRANK HANDLE
LENGTH: 21.00"

41516MEPH



WA14-5015

STANDARD SAND SHOE
10"X 11.50" X 4.38"

M-756
11-0130
E-925



WA14-5016

LOW PROFILE SAND SHOE
10"X 11.50" X 1.75"

PNS05-310






WA14-5017




SAND SHOE AXLE
USE WITH WA14-5015, WA14-5016

M-1780
11-0150
E-1415
AXA04841

U-JOINTS

WORLD AMERICAN® PART #	DESCRIPTION	REPLACES
 5-281XRM		1160803
 5-280XRM		1121565
 WA250XR		SPL250X

WATER PUMPS (NEW - NO CORE CHARGE)

WORLD AMERICAN® PART #	DESCRIPTION	REPLACES
 WAP2260	CUMMINS STYLE WATER PUMP REPLACES CUMMINS N14 STEEL IMPELLER COMPLETE WATER PUMP	3803605 3803030 7068 6073
 WAP1162	CATERPILLAR STYLE WATER PUMP REPLACES CATERPILLAR 3208 - 3 GROOVE BOLT ON PULLEY COMPLETE WATER PUMP	9N1249 9N3853 9N5023 9N6147 RW1162 6002 2W1225 E-823101
 WAP1705	DETROIT STYLE WATER PUMP REPLACES DETROIT DIESEL SERIES 60 ENGINES BUILT 1991 AND LATER COMPLETE WATER PUMP	23505895 23520136 E-823407 RW4122 6122

WHERE QUALITY MEETS VALUE



www.WorldAmerican.com

WHEEL ATTACHING COMPONENTS

WHEEL ATTACHING



WORLD AMERICAN® PART #	DESCRIPTION	REPLACES
WA07-8006	METRIC SLEEVE NUT INNER THREAD HEX: M22 X 1.5 SLEEVE LENGTH: 6MM STANDARD PACK: 10	M-4214
WA07-8019	METRIC SLEEVE NUT INNER THREAD HEX: M22 X 1.5 SLEEVE LENGTH: 19MM STANDARD PACK: 10	M-4215
WA07-8028	METRIC SLEEVE NUT INNER THREAD HEX: M22 X 1.5 SLEEVE LENGTH: 28MM STANDARD PACK: 10	M-4216
WA07-8039	METRIC SLEEVE NUT INNER THREAD HEX: M22 X 1.5 SLEEVE LENGTH: 39MM STANDARD PACK: 10	M-4217
WA07-5035	METRIC FLANGE NUT THREAD: M22 X 1.5 HEX: 33MM HEIGHT: 31MM FOR BUDD® UNIMOUNT 10 WHEEL STUDS STANDARD PACK: 10	106333 13-3052 M-3203 E-6000
WA07-5024	INNER NUT OUTER THREAD: 1 1/8", 16 RH INNER THREAD: 3/4", 16 LENGTH: 2 1/8" SQUARE HEAD: 13/16" GRADE: 8 STANDARD PACK: 25	10708 13-3005R M-128 E-5549R
WA07-5025	INNER NUT OUTER THREAD: 1 1/8", 16LH INNER THREAD: 3/4", 16 LENGTH: 2 1/8" SQUARE HEAD: 13/16" GRADE: 8 STANDARD PACK: 25	10709 13-3005L M-129 E-5549L
WA07-5022	NUT THREAD: 1 1/8, 16RH HEX: 1 1/2" HEIGHT: 7/8" STANDARD PACK: 25	37891 13-3012R M-126 E-5552R
WA07-5023	NUT THREAD: 1 1/8", 16LH HEX: 1 1/2" HEIGHT: 7/8" STANDARD PACK: 25	37892 13-3012L M-127 E-5552L
WA07-5096	WHEEL STUD (RIGHT HAND) A: 2 5/8" B: 1 1/4" C: 5/16" STANDARD PACK: 25	13-1103R M-76 E-4966R

CONTINUED>

WHEEL ATTACHING COMPONENTS

(CONTINUED)

	WORLD AMERICAN® PART #	DESCRIPTION	REPLACES
	WA07-5097	WHEEL STUD (LEFT HAND) A: 2 5/8" B: 1 1/4" C: 5/16" STANDARD PACK: 25	13-1103L M-77 E-4966L
	WA07-5004	WHEEL STUD THREAD DIAMETER: 3/4", 10 A: 2 13/16" B: 1 1/16" C: 1 11/16" STANDARD PACK: 25	08-005715 M-39 E-4956A
	WA07-5018	WHEEL NUT THREAD: 3/4", 10 HEX: 1 1/4" STANDARD PACK: 25	13-8004 74710 M-45 E-4963
	WA15-5000	WHEEL CLAMP (FOR 3/4" WHEEL STUDS) DAYTON® "F" STYLE A: 1 1/8" B: 2 7/8" C: 2 1/2" D: 3/4" STANDARD PACK: 25	09-612317 M-3 W-96 E-5571A
	WA15-5013	WHEEL CLAMP (FOR 3/4" WHEEL STUDS) MACK® STYLE (REAR WHEEL) A: 1 7/8" B: 2 1/2" C: 2 1/2" D: 3/4" STANDARD PACK: 25	15QJ223BP8 15QJ223CP8 M-1175 E-5781
	WA15-5009	WHEEL CLAMP (FOR 3/4" WHEEL STUDS) DAYTON® STYLE (DUAL REAR WHEELS) A: 1 13/16" B: 6" C: 2 7/16" D: 3/4" STANDARD PACK: 10	09-006257 15QJ17P1 M-1142 W-113 E-5828

WHEEL ATTACHING COMPONENTS

WHERE QUALITY MEETS VALUE





www.WorldAmerican.com

LIGHT DUTY (AUTOMOTIVE - SUV - PICKUP)

MOTIVE GEAR	CATEGORY	PART #	DESCRIPTION
	AXLE	MG2192	AXLE SHAFT 8.8" 31 3/4" R.H.
	AXLE	E7TZ4234A	AXLE SHAFT 8.8" 31 SPL. R.H.
	AXLE	12479285	AXLE SHAFT GM8.6" 30SPL. L/R
	AXLE	MG2193	AXLE SHAFT 8.8" 33 3/8" L.H.
	AXLE	26010416	AXLE SHAFT 10 BOLT 4X4 1988-98
	AXLE	26013882	AXLE SHAFT 88-94 TRUCK 4WD
	AXLE	F75Z4234MA	FRD 9 3/4" R.H AXLE 31 3/4"
	AXLE	MG5000	AXLE SHAFT-9 1/4" 31SPL 2 & 4WD
	INSTALL KIT	R8.8RMK	BK FORD 8.8" 1981-09
	INSTALL KIT	R10RLMK	MK GM 8.5" 8.6" 1999-08
	INSTALL KIT	R9.25RLMK	MK CHRYSLER 9.25" 2001-09
	INSTALL KIT	R9.75FR	BK FORD 9.75" 1997-99.5
	INSTALL KIT	R9.25RMK	BK CHRYSLER 9.25" 1969-2000
	INSTALL KIT	R9.75FRL	BK FORD 9.75" 1999.5-ON
	INTERNAL KIT	C9.25BI	INT CHRYSLER 9.25" 31 SPL OPEN
	INTERNAL KIT	GM8.6BIL	INT GM 8.6" 30 SPL 2000.5-2007
	INTERNAL KIT	706058XR	INT DANA 70 35 SPL OPEN
	INTERNAL KIT	GM9.5BI	INT GM 9.5" 9.25" IFS 33 SPL
	INTERNAL KIT	F10.25BI	INT FORD 10.25" OPEN
	RING & PINION	GM10-373	RP GM 8.5" 8.6" 3.73 MG
	RING & PINION	C9.25-355	RP CHRYSLER 9.25" 3.55 MG
	RING & PINION	C9.25-390	RP CHRYSLER 9.25" 3.90 MG
	RING & PINION	D70-456	RP DANA 70 4.56 MG
	RING & PINION	D70-410	RP DANA 70 4.10 MG
	RING & PINION	D70-513	RP DANA 70 5.13 MG
	RING & PINION	D60-410	RP DANA 60 4.10 STANDARD MG
	RING & PINION	GM10.5-410	RP GM 10.5" 4.10 MG
	TRANS COMPONENT	NV22657R	NV4500 CLUSTER 1997-UP, 1 PIECE
	TRANS COMPONENT	NV25356R	NV4500 M/D GEAR V10/DIESEL
	TRANS COMPONENT	NV20018R	NV4500 INPUT SHAFT (22T) CHEVY
	TRANS COMPONENT	MG620001	NV261 REAR CASE HALF - 263LD/H
	TRANS COMPONENT	NV17833R	NV241 RANGE FORK (ALUM)

LIGHT DUTY (AUTOMOTIVE - SUV - PICKUP)

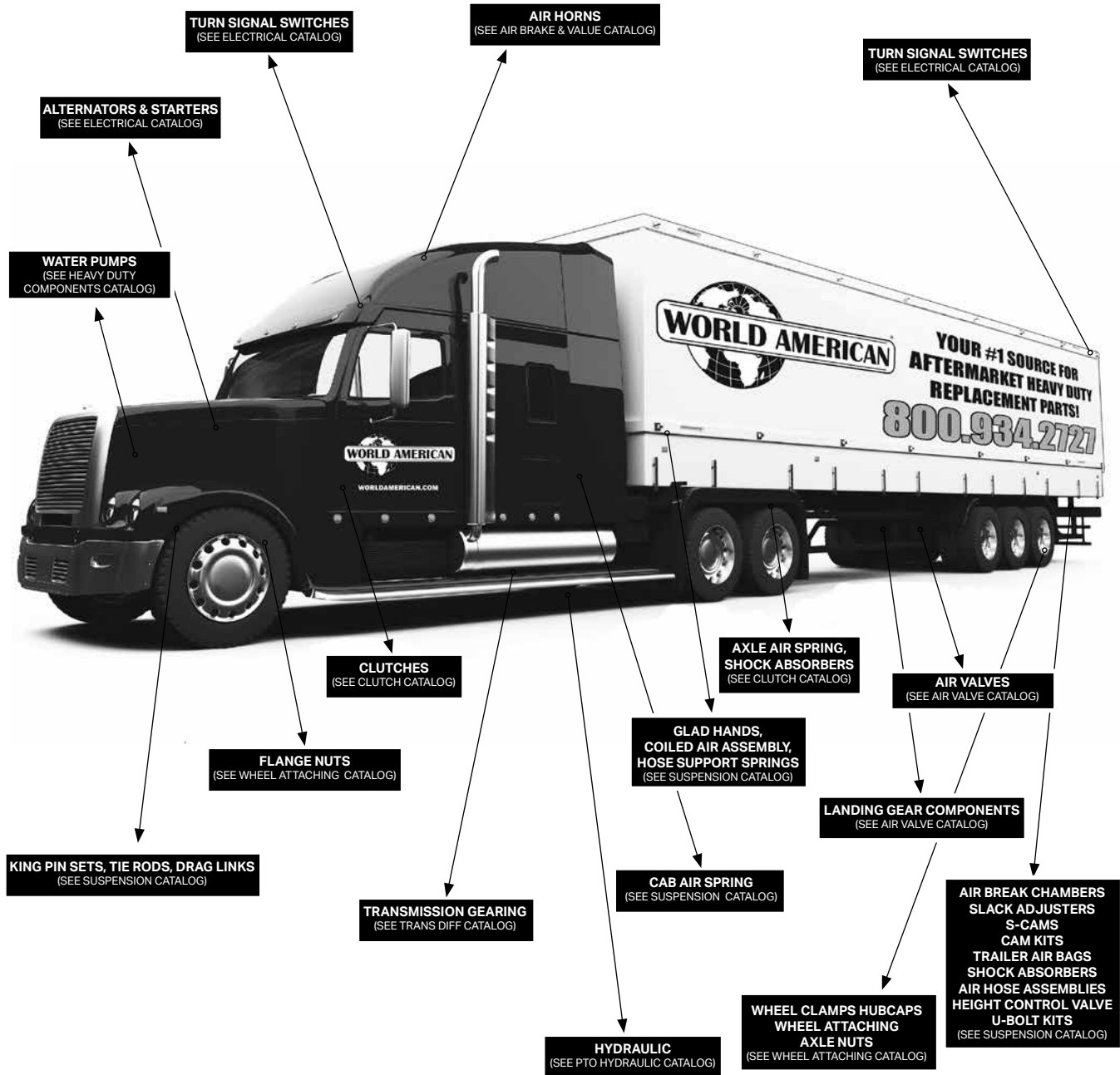
MOTIVE GEAR PERFORMANCE	CATEGORY	PART #	DESCRIPTION
	RING & PINION	F890350	RP FORD 9" 3.50 MGP
	RING & PINION	F890370	RP FORD 9" 3.70 MGP
	RING & PINION	G888373	RP GM 8.875" 3.73 CAR MGP
	RING & PINION	G885342	RP GM 8.5" 8.6" 3.42 MGP
	RING & PINION	G885411IFS	RP GM 8.25" 4.11 FRONT MGP
POWERTRAX	CATEGORY	PART #	DESCRIPTION
 	GRIP LK	LK109031	GRIP LOK - FORD 9" - 31 SPLINE
	GRIP LS	LS201030	GRIP LS - GM 10 BOLT 8.5" 30 S
	GRIP PRO	GT109031	GRIP PRO - FORD 9" 31 SPL
	GRIP PRO	GT109028	GRIP PRO - FORD 9" 28 SPL
	LOCK RIGHT	2210-LR	LOCK-RIGHT DANA 30 27 SPL
	LOCK RIGHT	1510-LR	LOCK-RIGHT SJ-413, 1986-89 1/4 F
	LOCK RIGHT	2311-LR	LOCK-RIGHT DANA 35, 27 SPL 93
	LOCK RIGHT	2620-LR	LOCK-RIGHT DANA 60 35 SPL.
	NO-SLIP	9203923105	NO-SLIP CHRY 9 1/4" 31 SPL OPN
	NO-SLIP	9207953305	NO-SLIP GM 9 1/2", 33 SPL OPEN
	NO-SLIP	9204603500	NO-SLIP DANA 60, 35 SPL OPEN
RICHMOND GEAR	CATEGORY	PART #	DESCRIPTION
	RING & PINION	49-0278-1	RP GM 8.5" 8.6" 3.42 RG
	RING & PINION	49-0280-1	RP GM 8.875" 3.73 TRUCK RG
TEN FACTORY	CATEGORY	PART #	DESCRIPTION
	AXLE KIT	MG22148	FRONT KIT; DANA 30 1997-06 TJ
	AXLE KIT	MG22155	FRONT KIT; DANA 44 2007-16 JK RUBICON
	AXLE KIT	MG22152	FRONT KIT; DANA 30 2007-16 JK L/R
	AXLE KIT	MG22165	FRONT KIT; DANA 44 2003-06 RUBICON
	AXLE KIT	MG22145	FRONT KIT; DANA 30 1987-95 YJ DI



Visit our websites for more information on our light duty products:
motivegear.com, richmondgear.com, tenfactory.com and powertrax.com

Or login to your EZ-Link account on www.worldamerican.com



WORLD AMERICAN, WHERE QUALITY MEETS VALUE



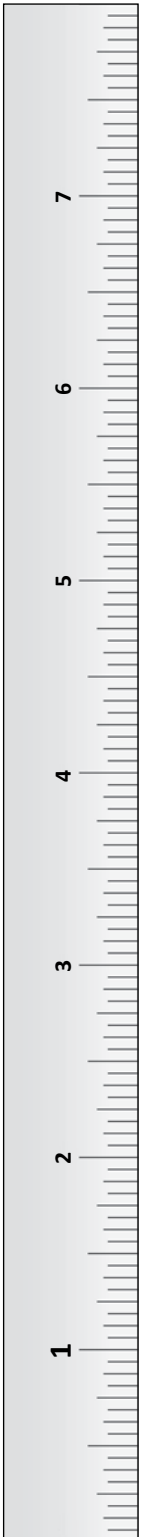
**CONTACT YOUR SALES REPRESENTATIVE FOR MORE INFORMATION
1.800.934.2727 OR EMAIL INFO@WORLDAMERICAN.COM**

WWW.WORLDAMERICAN.COM

DECIMAL AND METRIC SIZE CONVERSION CHARTS



FRACTIONS (INCH)	DECIMAL (INCH)	METRIC (MM)
1/64	.016	0.40
1/32	.031	0.79
3/64	.047	1.19
1/16	.063	1.59
5/64	.078	1.98
3/32	.094	2.38
7/64	.109	2.78
1/8	.125	3.18
5/32	.156	3.97
3/16	.188	4.46
7/32	.219	5.56
1/4	.250	6.35
9/32	.281	7.14
5/16	.313	7.94
11/32	.344	8.73
3/8	.375	9.53
13/32	.406	10.32
7/16	.438	11.11
15/16	.469	11.91
1/2	.500	12.70
17/32	.531	13.49
9/16	.563	14.29
19/32	.594	15.08
5/8	.625	15.88
21/32	.656	16.67
11/16	.688	17.46
23/32	.719	18.26
3/4	.750	19.05
25/32	.781	19.84
13/16	.813	20.64
27/32	.844	21.43
7/8	.875	22.23
29/32	.906	23.02
15/16	.938	23.81
31/32	.969	24.61
1	1.000	25.40



CONVERSION FACTORS

1 INCH = 25.4MM


CONVERT FROM	TO	FACTOR
INCHES (IN)	MILLIMETERS (MM)	MULTIPLY INCHES BY 25.4
MILLIMETERS (MM)	INCHES (IN)	DIVIDE MILLIMETERS BY 25.4



CONTACT YOUR REP FOR PRICING

1.800.934.2727

sales@WorldAmerican.com



World American Product Line

Transmission

Fuller®
Fuller®/Eaton®
Meritor®
TTC®/Spicer®

Hydraulics

C101 & C102
Dump Pumps
Controls
G101 & G102
Dump Pumps
Hoses
Low Speed/High-torque
Motors
PTO Cables
PTO Parts & Assemblies
PTOs
Quick Connects
Tanks
Towers
Valves
Wet Line Kits

Driveline

Center Bearings
End Yokes
Flange Yokes
Pto Shaft Assy
Pto Yokes
Slip Yokes
Speedi Sleeves
Spicer® Heavy Duty
Strap Kits
Stub Shafts
U-Bolt Kits
U-Joints
Weld Yokes

Air Brake Components

Automatic Slack Adjusters
Brake Hardware Kits
Brake Calipers
Complete Air Dryers
Emergency Brake Shoes
Height Control Valves
Hydraulic Disk Brake Pads
Manual Slack Adjusters
New Air Brake Valves
Service Chambers
Spring Brake Chambers
Transmission Valves
Wheel Hubcaps

Electrical Components

7 Way Junction Box
Alternators
Electric Plug & Sockets
Starters

Bearing Kits

All Heavy Duty Differentials
All Heavy Duty
Transmissions
Gasket Sets
Individual Bearings
Individual Seals
O-Rings

Power Steering

Rebuild Kits
Sector Shafts
Vickers® Power Steering
Assemblies (New)

Differential

Alliance Axle (DTNA)
Axle Shafts (All Makes)
Cases
Dana®/Eaton®
GMC®
IHC®/Navistar®
Internal Kits
Mack®
Power Divider Kits
Power Dividers
Ring & Pinions
Rockwell®/Meritor®
Volvo®

Water Pumps/ Bull Gears

Caterpillar®
Cummins®
Detroit Diesel Bull Gear Hub
Assembly
Detroit Diesel®
Ford®
GM®
International® (IHC®)
Isuzu® NPR
Mack®/Volvo®
Navistar®

Clutches

Clutch Bearings
Clutch Brakes
Clutch Forks & Shafts
Clutch Kit 14" Stamped Steel
Easy-Pedal™ Type
14" & 15½"
EZ-Touch Clutch
Fly Wheels Standard
14" & 15½"

Suspension

Air Springs
Bottom Plate
Brake Hardware
Camshafts
Camshaft Bushings
Camshaft Kits
Equalizer Assembly
Hangers
King Pins
Landing Gear
Lock Nuts
Metric Nuts
Rigid Torque Rod
Suspension Bushings
Torque Rod
Trailer King Pins
U-Bolt Kits
Upper & Lower Isolator Pads
Wheel Chocks
Wheel Clamps
Wheel Nuts
Wheel Studs

Replacement Parts For:

Binkley® Style
Dana® Style
Dayton® Style
Freightliner® Style
Fruehauf® Style
Hendrickson® Style
Hutchens® Style
Kenworth® Style
Mack® Style
Neway® Style
Reyco® Style
Transpro® Style
Volvo® Style

USA / CANADA

Phone: 773.247.3400
Fax: 773.927.4446
Toll-free Phone: 800.934.2727
Toll-free Fax: 800.526.4885

EXPORT SALES

Phone: 00.1.773.247.3000
exportsales@midwesttruck.com



1001 West Exchange Ave.
Chicago, IL 60609