



ISO 9001
CERTIFIED

PAI HIGH PERFORMANCE ENGINE PARTS

SKIRTS | CROWNS | PINS | RINGS | BEARING | LINER



ISO 9001
CERTIFIED

YOUR OFFICIAL SUPPLIER FOR OE QUALITY TRUCK PARTS.

WWW.PAIINDUSTRIES.COM

HIGH PERFORMANCE TRUCK PARTS

We are proud to be an American Manufacturer for over 40 years. Our goal is to ensure customer satisfaction by maintaining the highest levels of quality for all products and services we provide. For that reason we perform rigorous testing to ensure our products meet or exceed OEM Quality.

"PAI ensures that High Performance Truck Parts exceeds industry standards for quality and performance. As an added advantage to our customers, High Performance Truck Parts also come with an extended warranty."

HIGH PERFORMANCE




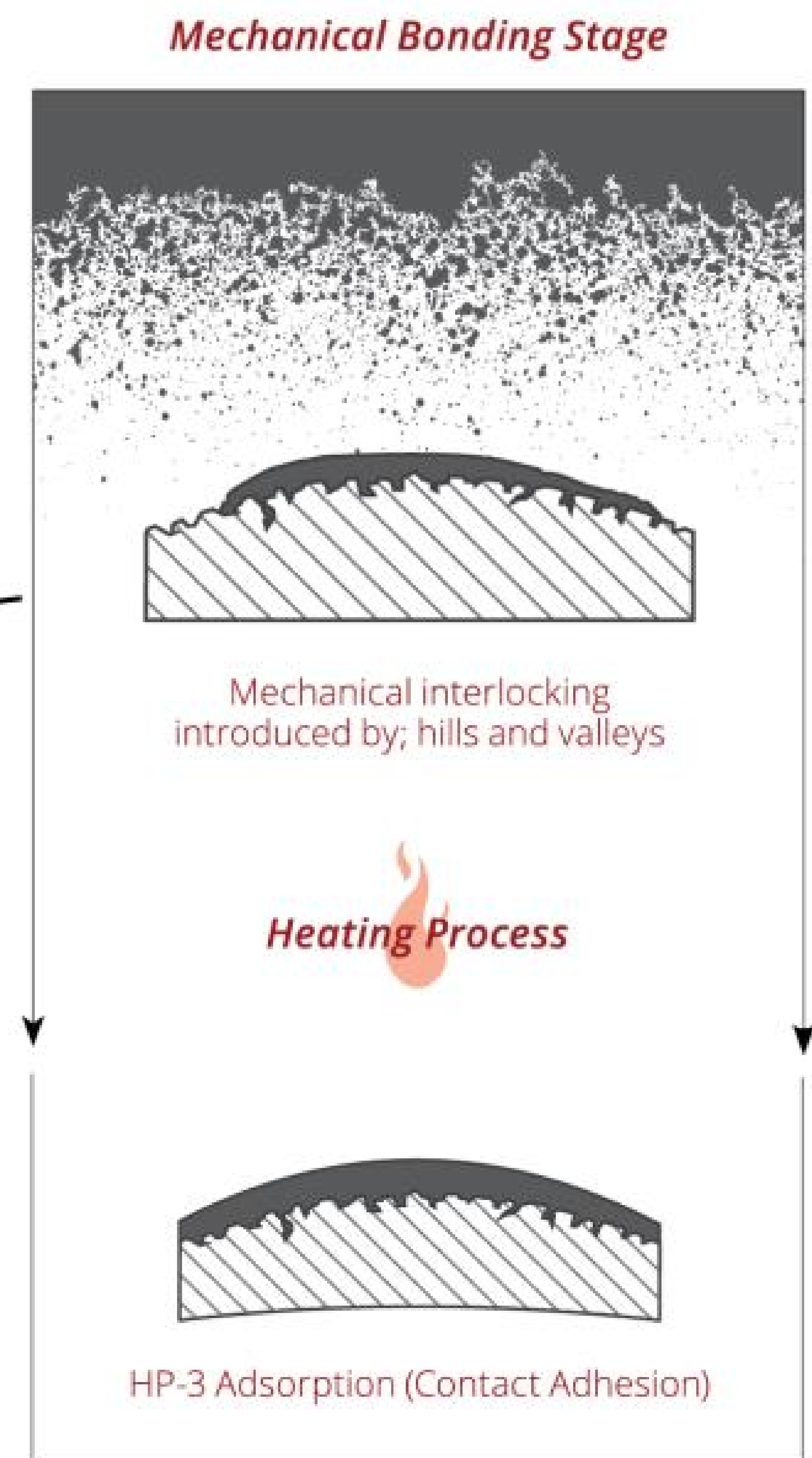
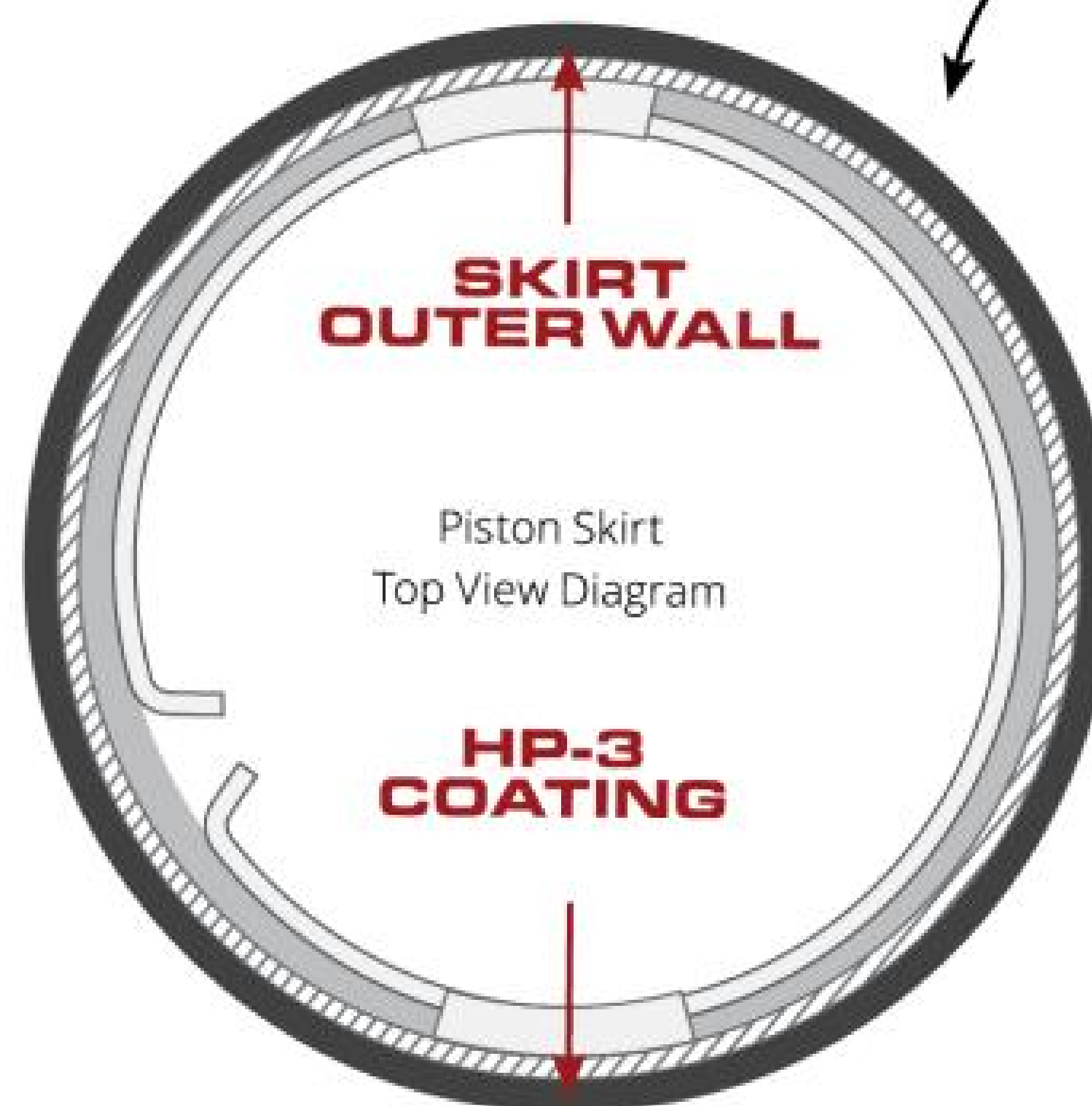
High Performance Piston Skirts

Coating Process / Advantages / Material Specifications

PAI's Piston Skirts are treated with a new and highly developed anti-friction coating process. The coating is designed to lower scuffing and wear while providing a dry lubrication that is highly resistant to contamination, and reduces parasitic drag. **HP-3** is a proprietary formulation of anti-friction coating applied to the piston skirt, to decrease friction on the cylinder walls.

As the largest friction area, the Cylinder Wall represents the largest loss of power and efficiency anywhere in the engine. **HP-3** coating drastically reduces friction and allow for tighter clearances between the piston and the Cylinder

Wall. This reduction in friction and clearance improves overall performance, lowers oil usage and oil temperature; ultimately increasing the life of the Skirt.



"HP-3 Coating drastically reduces friction and allow for tighter clearances between the piston and the Cylinder Wall."

ICE PISTON SKIRTS

HP-3 Dry Film Lubricant

Coating Process

HP-3 Dry Film Lubricant coating is applied as a spray process. Different surface preparatory methods appropriate for the substrates are used prior to the coating process. Coating thickness is varied to suit the application. Typical coating thickness for piston skirts is 1 to 1.5 mil (12 to 37 microns).

Advantages

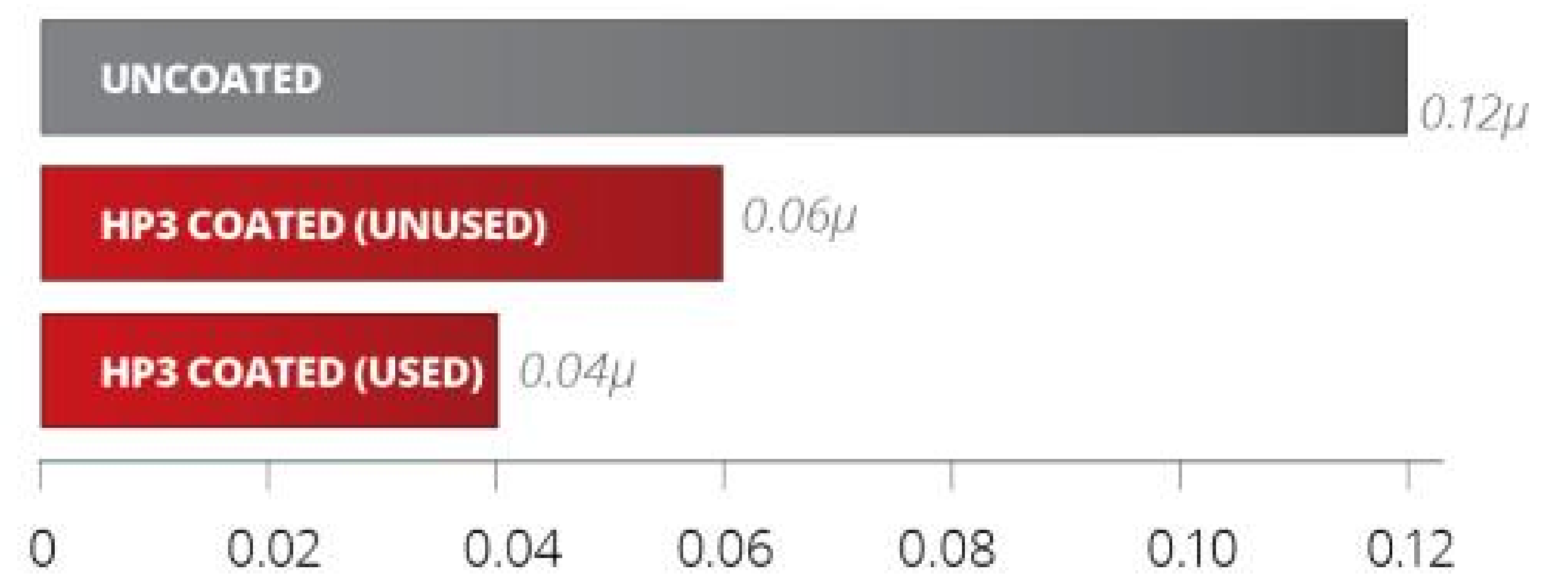
Low coefficient of friction, provides intermittent dry lubrication, increased load carrying capacity, wear resistance, corrosion protection.

Low Coefficient of Friction	Wear Resistant	Corrosion Protection
-----------------------------	----------------	----------------------

Material Specifications

Substrates	Temp. Rating
Aluminum Steel Stainless Steel	Process Temp: 375°(190°C) Max Temp: 475°(246°C)
Thickness	Color
Thickness (mil): 1-1.5	Black

Coefficient of Friction





Engine Combustion Heat Resistant

HIGH PERFORMANCE

High Performance Piston Crown

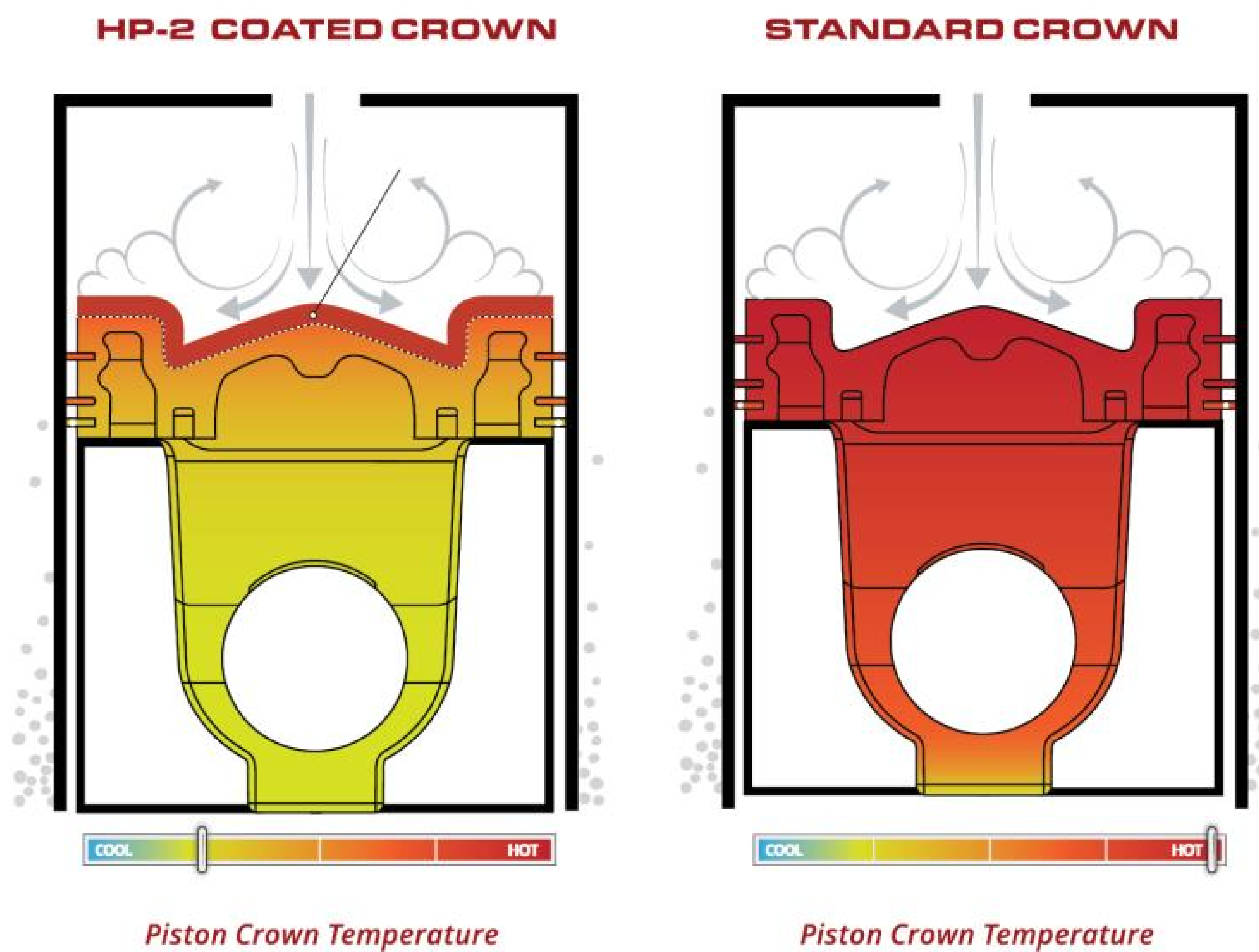
Coating Process / Advantages / Material Specifications

HP-2 Ceramic Thermal Barrier Coatings are applied to piston domes by a proprietary process that literally co-mingles the coating material with the substrate for a super high strength bond.

HP-2 provides a more effective, even fuel burn throughout the combustion chamber while maintaining a higher nominal temperature. This high temperature build-up is turned into usable energy. This surplus of energy is then converted into horsepower, rather than dissipated through the pistons. This process is proven effective with all engine types, including turbocharged engines.

This thin, smooth ceramic coating insulates the piston so oil contacting

the underside will not absorb a high amount of heat. This in turn helps reduce oil temperature.



"HP-2 Coating directs the heat back into the Combustion Chamber raising the temperature. The retained thermal energy is translated to an increase in horsepower while allowing the Crown to remain cooler."



HP-2 CERAMIC COATING FOR PISTON CROWNS

HP-2 Ceramic Coating

Coating Process

HP-2 Metallic Ceramic Coating is applied as a wet spray process. Different surface preparatory methods appropriate for the substrates will be used before the coating process can be applied to both ferrous and non-ferrous substrates.

Advantages

Protective to above 2000°F, survives bending and flexing, resistant to most solvents, fuels and various chemicals (excluding acids or alkali,) highly resistant to thermal shock, can be polished to chrome like finish, low cure temperature and resists effects of detonation.

Protects 2000°F +	Corrosion Protection	Heat Resistant
----------------------	-------------------------	-------------------

Material Specifications

Substrates	Temp. Rating
Aluminum Steel Stainless Steel	Process Temp: 450°(232°C) Max Temp: 1100°(593°C) Int Temp: 2000°(1093°C)
Thickness	Color
Thickness (mil): 0.5 - 2	Blue



Smooth Reflective Surface

HIGH PERFORMANCE

High Performance Piston Pins


Finishing Process / Advantages

Parasitic loss due to friction robs the engine of power, creates higher temperatures and excessive wear on the Drivetrain. PAI's HP Piston Pins have been specially treated with a **Isotropic Superfinish** to combat parasitic loss.

The resulting low friction surface allows the Drivetrain to run

smoother; freeing up power and improving fuel economy. In fact, the surface is so smooth you can visually see the difference.

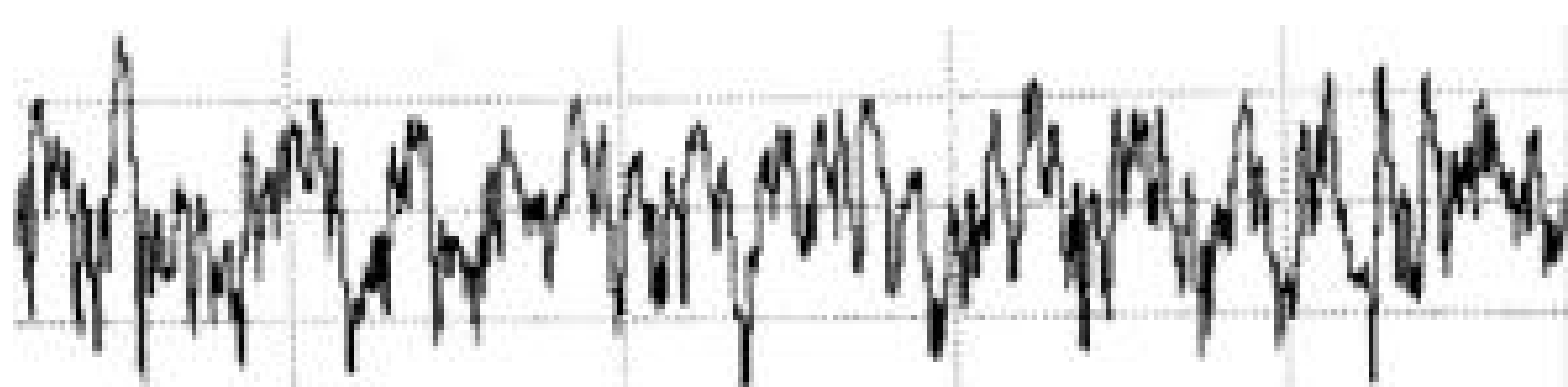

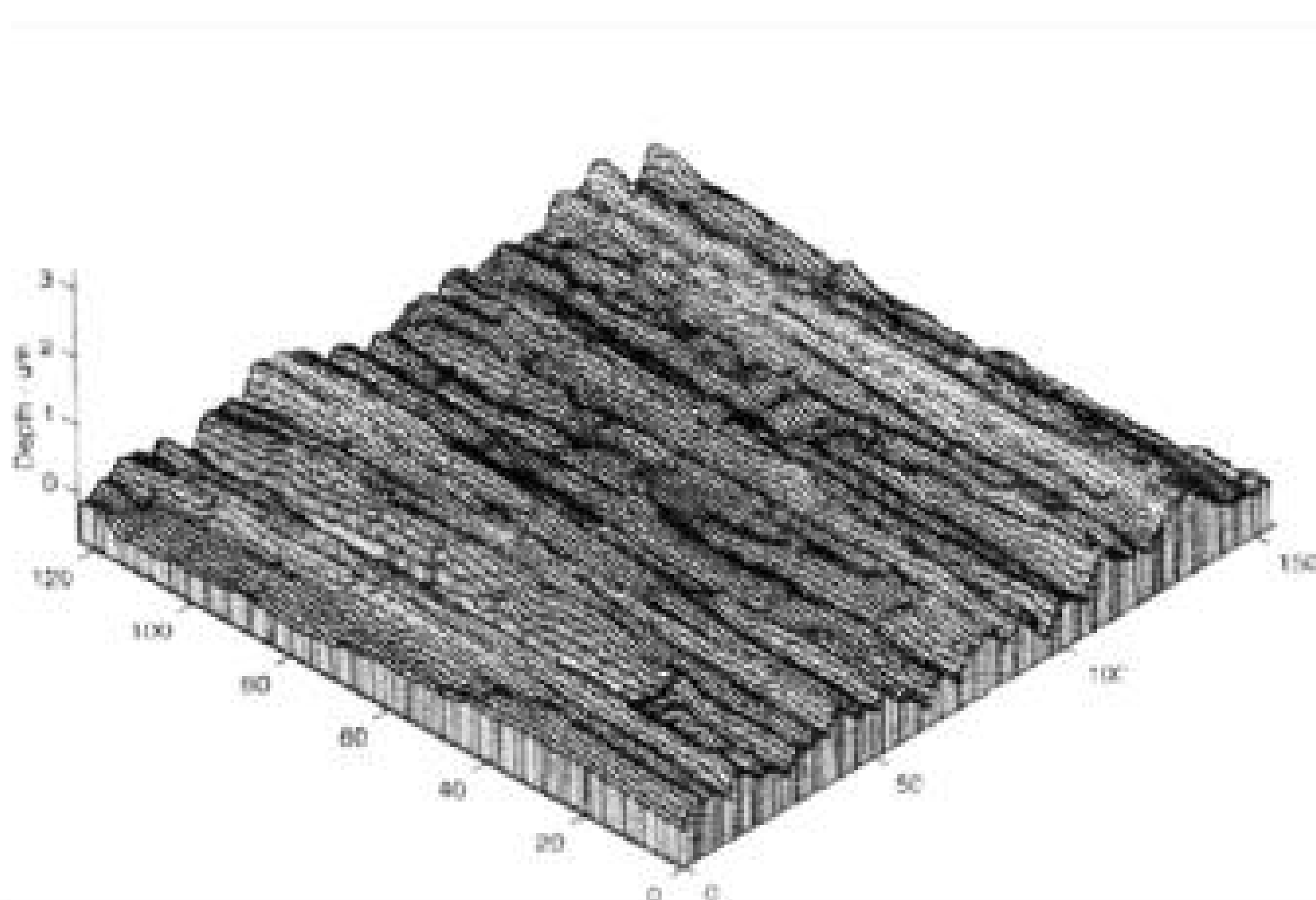
Set any PAI HP Piston next to the competition and you'll notice our Pins have a brighter finish with a significantly higher reflective surface.



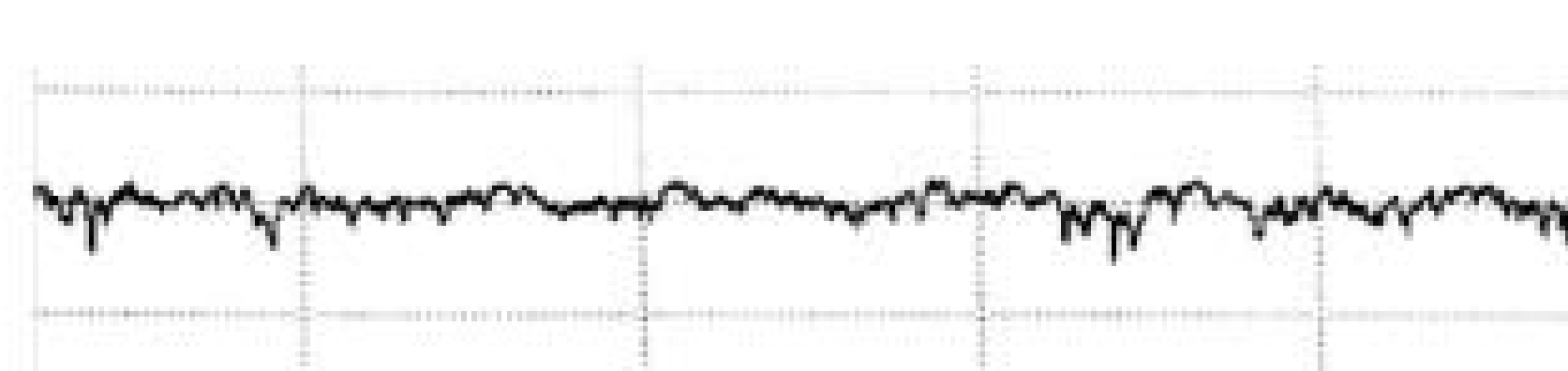
Standard Pin



Isotropic Superfinish Pin (HP)



**STANDARD PIN
SURFACE FINISH**



**HIGH PERFORMANCE PIN
ISOTROPIC SUPERFINISH**

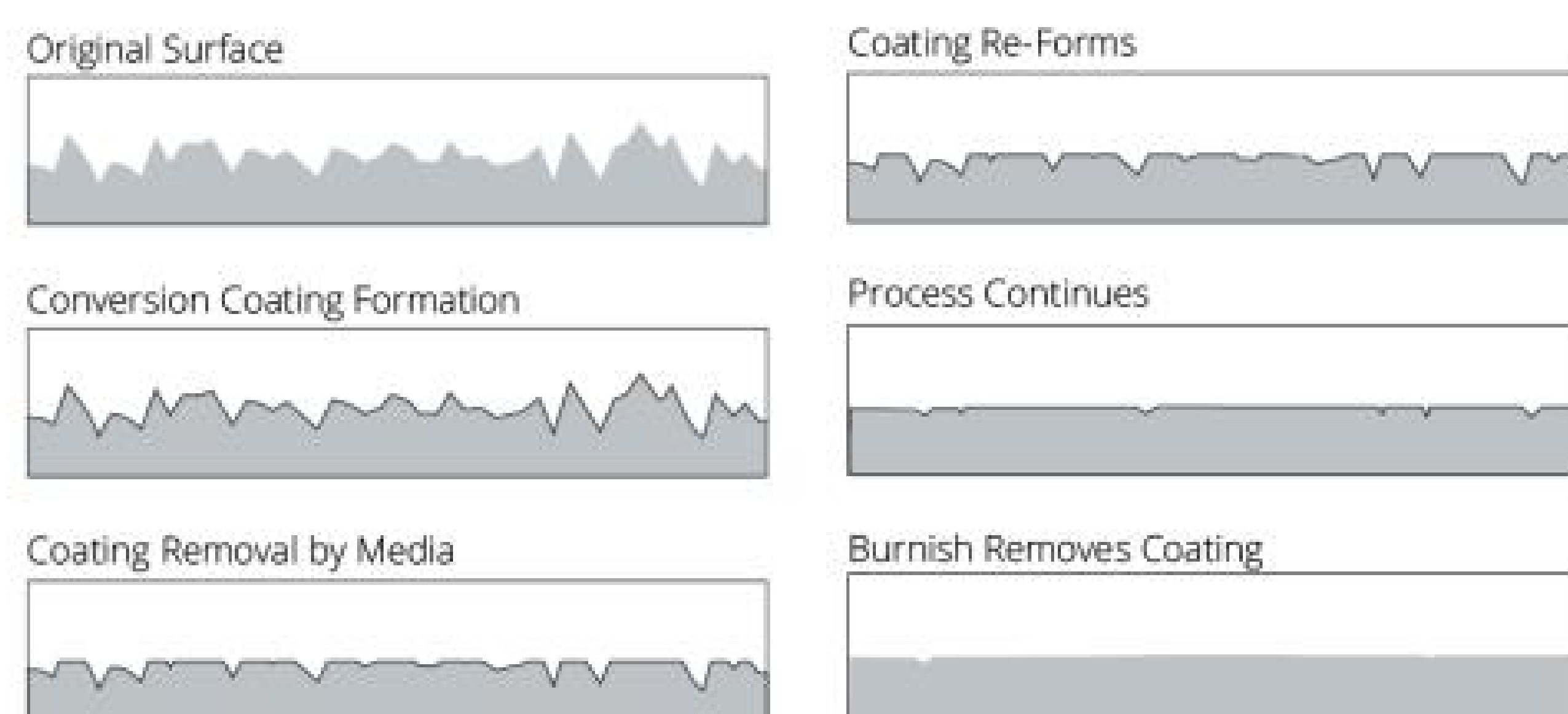
" The Isotropic Superfinish process ensures the Pins have identical surface finish values in all directions. This uniform surface finish translates to smooth, reflective, low friction surface area."

ANCE PISTON PINS

Isotropic Superfinish (ISF)

Finishing Process

The **ISF** process is a two stage chemically enhanced vibratory finishing process. First the parts are subjected to a proprietary chemical that temporarily harden the surface. During this stage, the vibrating action of the media removes marks which smooths the surface to a mirror like state. The hardened chemical is then removed for further polishing to take place.



Advantages

The extremely smooth, low friction surface produced by the ISF process is free of the machine marks left by other directional processes. This means that stress has no direct path to propagate across a part due to microscopic surface irregularities.

Longer Life	Run Smoother	Better Fuel Economy
-------------	--------------	---------------------



High Performance Rings

Coating Process / Advantages / Material Specifications

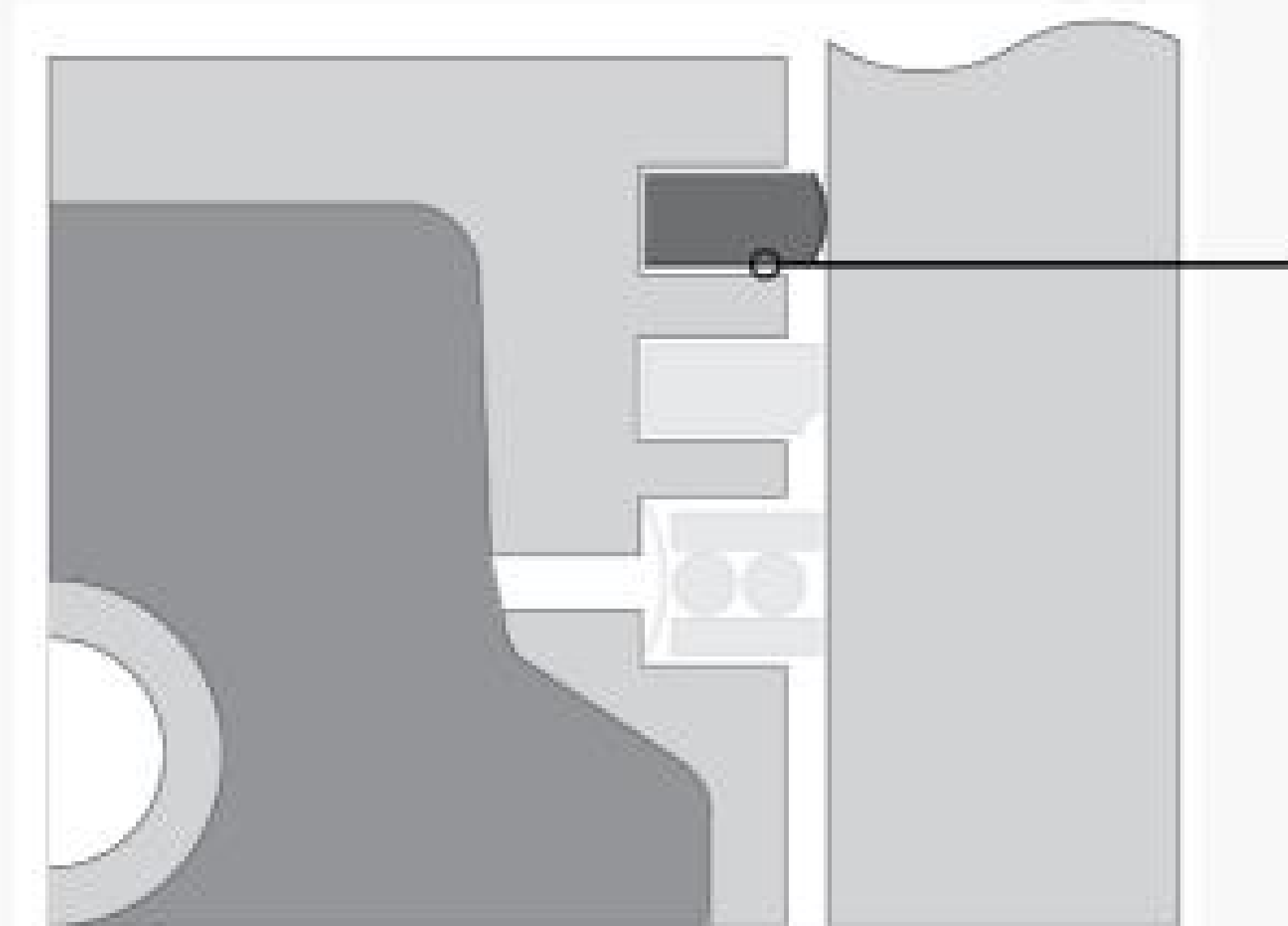
Power loss due to sliding contact between parts, micro-welding and liner gulling are all problems created by excessive friction. Built to survive in highly demanding, performance engine; PAI's High Performance ring sets increase the engines performance and durability. The **HP-1** coating provides a solid lubrication to the contact faces resulting in higher load carrying capacity and friction reduction.

HP-1 Coating prevents the two metal surfaces from contacting each other virtually eliminating the any chance of Micro-Welding to occur.


How HP Ring Set Prevents Micro-Welding?

When the engine is running; the microscopic peaks of the surface of the piston ring groove and the piston ring rub against each other. Micro-welding occurs when the combination of the cylinder temperature and the friction created from these peaks rubbing together is enough to momentarily melt the peaks. When the peaks melt they bond together, but because the area is so small; the bonds are weak and quickly broken. The result is part of the metal from the piston ring groove or the piston ring is transferred to the other surface.


The result is an increase in roughness and an abundance pronounced sites for more micro-welding to occur.



The HP coatings reduce the friction in this area allowing the rings to float freely in the ring groove. They prevent the two metal surfaces from contacting each other virtually eliminating the any chance of micro-welding to occur.

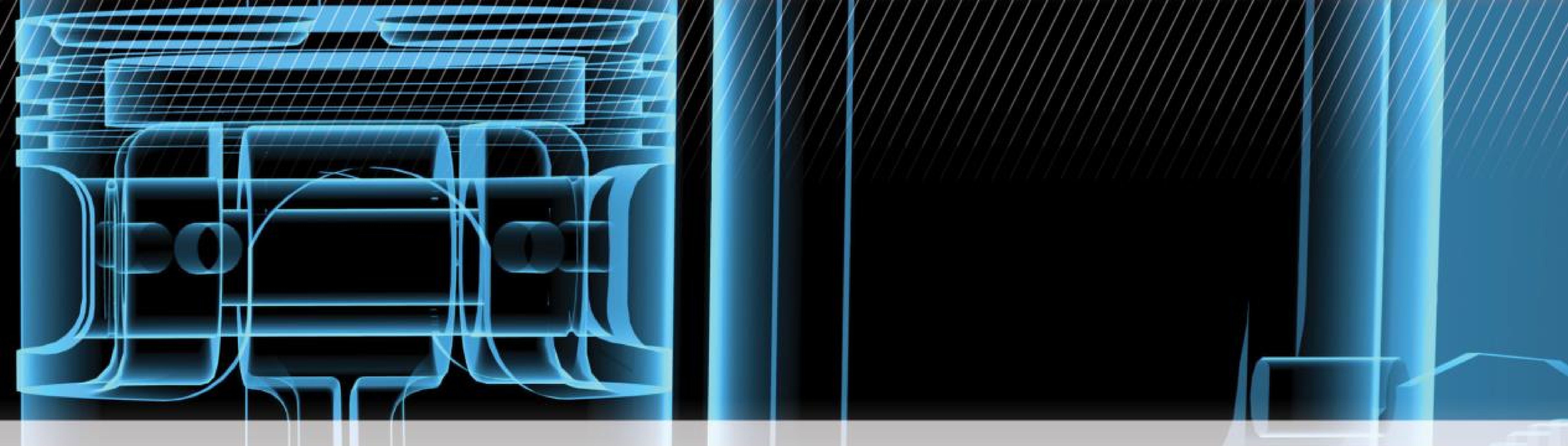


HP-1 Protected Coating



None Coated

Ring transferred due to Micro-Welding



HP-1 DRY FILM COATING PISTON RINGS

HP-1 Dry Film Coating

Coating Process

HP-1 Dry Film Lubrication coating is applied as a spray process. Different surface preparatory methods appropriate for the substrates are used prior to the coating process.

Coating thickness is varied to suit application. Typical coating thickness varies from 0.2-0.4mil (5-10 microns) with up to three coats.

Advantages


Not affected by dust or dirt, low friction, provides intermittent dry lubrication and excellent load carrying capacity.

Corrosion Protection	Increased Lubricity	Oil & Fuel Resistant
----------------------	---------------------	----------------------

Material Specifications

Thickness	Color
Thickness (mil): 0.2 - 0.4	Black

(Top Rings Only)



Load Carrying Capacity

HIGH PERFORMANCE

High Performance Main Bearings

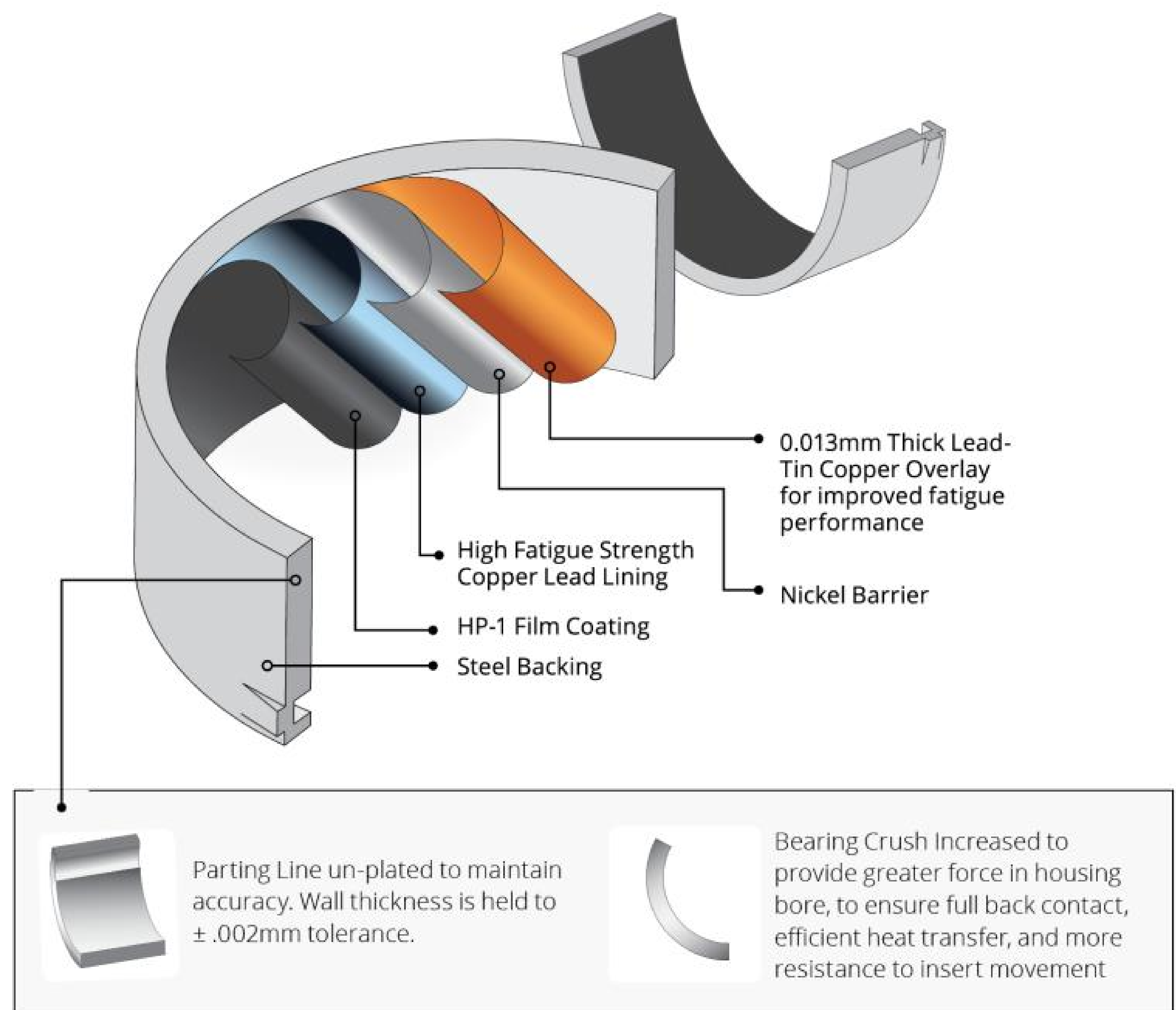
Coating Process / Advantages / Material Specifications

At the heart of PAI's High Performance Bearings, is the new **F780 Material** which provides 15 times higher load capacity, a longer life and an improved fatigue resistance over any other standard bearing material. The latest addition of the **HP-1** coating lowers friction to 1/3 thus preventing abrasive wear.

Despite there being several systems in place today to prevent engines from experiencing low or no oil pressure, these conditions still do exist. The extreme weight of a crankshaft resting on a non-lubricated bearing can have

Engineered to withstand the extreme conditions of High Performance, heavily loaded engines; PAI's High Performance Bearings are guaranteed to improve the engines life and increase performance

devastating effects on the life of the bearings. PAI's High Performance Bearings provide a source of much needed lubrication in such conditions.





ENGINE MAIN BEARINGS

HP-1 Dry Film Coating

Coating Process

HP-1 Dry Film Lubricant coating is applied as a spray process. Different surface preparation methods appropriate for the substrates will be used prior to the coating process. Typical coating thickness for engine bearings is 0.00025" to 0.00030" (6 to 7.5 microns).

Advantages/Benefits

Corrosion Protection	Lower Friction	Oil & Fuel Resistant
Longer Life	Better Fuel Economy	Better Lubrication

Material Specification (F780)

Substrates	Temp. Rating
Aluminum Steel Stainless Steel	Process Temp: 450°(232°C) Max Temp: 1100°(593°C) Int Temp: 2000°(1093°C)
Thickness	Color
Thickness (mil): 0.5 - 2	Black

Load Carrying Capacity

After a standardized test it, was found that the load carrying capacity increased from 10,000 PSI to 152,000 PSI (15 times more).



PAI HP Groove Technology
United States Patent: US 7,337,756 B1

HIGH PERFORMANCE


High Performance Liners

Design / Advantages / Material Specifications

To meet more stringent emission standards and fuel economy, today's modern engines are continually being challenged to increase pressure and temperature conditions in the combustion chamber. Even older engines that were previously designed for 400 horsepower output are now being modified to run at 600+ horsepower. The increase in combustion pressure can cause numerous problems such as liner scuffing, flange breaking, increased blow-by, high oil consumption and high heat transfer.

PAI's patented cooling design improves the temperature stability of the liner. Combined with high alloy gray iron material to increase tensile strength, the PAI liner is able to handle the extra load that new engines demand.

PAI Patented Cooling System provides better Control of excessive temperatures. Stringent cylindricity control to prevent blow-out and oil consumption.



ANCE MAIN LINERS

Material Finish

United States Patent: US7,337,756 B1

Design

The patented radial grooves in PAI's cylinder liner increases the surface contact area between the liner wall and the coolant. The result is a greater thermal transfer rate and a cooler liner. Combined with stronger materials and improved manufacturing techniques, the PAI liner shows greater durability than the OEM liner.

HP Liners has a special coating process called Mn & P Composite Plating.

Advantages/ Benefits

Temperature Stability	Prevent Blow-Out	Control Oil Consumption
Longer Life Performance	Increase Strength	Prevent Flange Cracks
Cavitation Resistant	Corrosion Resistant	

Material Specification

Substrate	Color
High Alloy Iron	Gray



HIGH PERFORMANCE

HP Engine Parts Dyno Test

High Performance Engine Parts

100 Hour Dyno Test / Physical Wear Reduction



HP Piston Skirt

Longer Life	✓
Wear Resistant	✓
Low Coefficient of Friction	✓



HP Main Bearings

Longer Life	✓
Higher Load Carrying Capacity	✓
No Visible Wear Pattern	✓



HP Piston Crown

Longer Life	✓
Less Carbon Build Up	✓
Thermal Resistant	✓


As part of our rigorous testing procedures we compared our HP product line against standard OEM components. Both engine kits were subjects to an independent 100 hour Dyno Test and the results speak for themselves. **The HP line showed a 94% reduction in oil consumption, a 72% reduction in piston blow by and increased horsepower.** Upon visual inspection, the HP product line showed less wear than the standard components.



WEAR REDUCTION

Standard Engine Component Wear

Common wear characteristics found in non-coated parts.



Piston Skirt

Visible vertical line abrasion from scuffing is common for standard skirts. This type of wear is caused from contact with the cylinder wall. The result is parasitic loss due to friction


HP-3 coating significantly reduces the friction and mechanical wear from abrasion. Less friction equates to more horsepower and longer lasting parts.



Main Bearings

Standard wear patterns are caused by the presence of dirt, dust or other abrasive particles. Combined with insufficient oil clearance of low pressure conditions such as dry start can lead to premature failure.

HP-1 coating increases embedability, provides lubrication for dry start conditions, and cuts friction to a third(1/3) of the standard bearings. The result is a cooler running, longer lasting engine with more power.



Piston Crown

Visible carbon buildup on the combustion bowl normally evident on piston crowns. These carbon deposits can affect top clearance with cylinder heads.

HP-2 reduces carbon build up keeping thermal energy out of the crown and into the fuel. The result is a more complete burn, lowering emissions, fuel efficiency and power.



H I G H P E R F O R M A N C E

3-YEAR WARRANTY





ICE ENGINE PARTS

WARRANTY







**HIGH GRADE MATERIAL
ANTI FRICTION PROPERTIES
WEAR RESISTANT
TEMPERATURE STABILITY
BETTER FUEL ECONOMY
LONGER LIFE**



3 YEAR WARRANTY



PAI is Proud to be an American Manufacturer Since 1973.
Plant Tours are Available Monday - Thursdays.



NOV1331 High Performance Engine